

Number 142

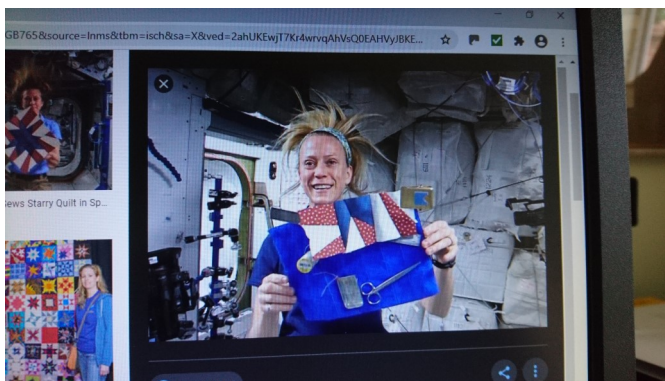
July 2020

Market Square Quilters

Chairperson	Geraldine Priest
Treasurer	Barbara Lacy-Smith
Secretary	Pauline Byrne
Workshops	Geraldine Priest Gail Winter Rita Maton
Newsletter	Caroline Ward
Refreshments	Pat Blatchford
Web Page	Cat Nichol
Raffle	Gail Winter Rita Maton
Library	Caroline Ward

WEB PAGE www.marketsquarequilters.co.uk

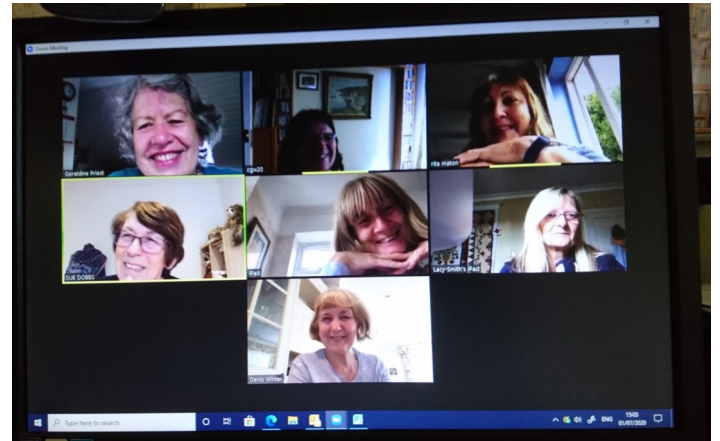
Also check the Facebook site which is kept updated with interesting snippets...



Sue D has sent me a link to a fascinating article about quilting in space! The astronaut Karen Nyberg is currently in the International Space Station and her hobby is quilting but she has had to work out methods to do this in zero gravity.

<https://m.youtube.com/watch?v=N0c1CijmH7o>

If you are not able to watch this then I will tell you that she is hand piecing star blocks and her most important tools are zip-lock bags to keep the pieces together and Velcro on her scissors etc. to attach them to a board.



Dear Friends,

It seems an age since we met as a group, in fact it's four months. I think it's going to be a while until our meetings can resume again.

Our committee had a virtual Zoom meeting last Wednesday when we discussed the possibility of small group meetings. St. Francis, Greenham and Castle School have been approached with this in mind but as we suspected they are remaining closed as they are naturally anxious about the cleaning aspect of hall usage. If members who go to Greenham have any ideas for other venues and have alternative days when they could meet up please contact Sue Dobbs.

We felt it would be good at this stage however to try and have some contact with members and have considered doing a virtual Zoom, Skype or Facetime whichever is your preference. We would cater for all three if you could email me your preference and we would arrange an evening to have virtual group meetings.

For your information I have heard from Quilters Dream in Pickets Piece that they are now open also Purple Stitches. Please check their websites for new opening times.

I would like to thank Caroline for putting together another newsletter for us and those of you who have sent material to be included.

My very best wishes to everyone and continue to stay safe and well.

Geraldine

Quilt Shop News

I imagine that many of you are on the mailing lists of our local shops but just in case you don't already know

www.ladysewandsew.co.uk

They are working very hard on line to keep up enthusiasm and sales. The Henley shop is mailing orders and also offering click and collect. The Marlow shop is OPEN Mon-Sat 10—4.

mailorder@ladysewandsew.co.uk

www.villagefabrics.co.uk

They are now open Tues-Sat 10—4.

They still have a coach booked for the Knitting and Stitching Show at Alexandra palace in October if it goes ahead.

They are also taking sewing machines for servicing.

www.purplestitches.co.uk

They are open again but with limited opening hours.

www.new_Threads.com

They are offering free p&p on orders over £25 or a Click and Collect service from the shop.

01264 771443

www.quiltersdream.co.uk

They are now open (not Mondays) and are allowing 3 people into the shop at a time.

01264 324420

Email: rickyquiltersdream@outlook.com

www.juberry.co.uk

The shop has moved but the web site has been updated and it shows the fabrics etc. which they have for sale online.

Quilters Guild

The Guild shop is of course still open online and any orders will help their finances.

They are producing a monthly e-newsletter with links to other items of interest and access to the collection online.

www.quiltersguild.org.uk

Quilters Guild Region 6

They are holding a **Virtual Regional Day** on July 25th 10-4

There is a Zoom talk and workshop with Jo Avery for £15

For more details contact treasurer_reg6@quiltersguild.org.uk

Old Chapel Textile Centre

The shop is opening on Saturdays 10—4pm from 4th July until 29th August. Cards or cash can be used but no change will be given so take lots of coins with you.

Festival of Quilts

On 30th July the winners of the virtual competitions will be announced In Beyond the Festival of Quilts.

thefestivalofquilts.co.uk

Royal School of Needlework

has launched an international hand embroidered **Postcard from Home challenge**.

Have a look and see if you would like to take part.

www.royal-needlework.org.uk

Virtual Show and Tell

Lesley S has sent this photo of a BOM which she completed in May, it is an Ohio Star.



Rita M has made two delightful facemasks for her grandsons—I imagine they were very proud to wear them on a visit to the hospital.



Sorry that this is a brief newsletter but -

Please send me details and photos of what you have been making and I can put them in to the next newsletter

I have another set of scrub tops ready to sent to **Team Scrubbers**. I do not know how many people are making them but in the last two weeks at least 50 sets have been sent to Great Western Hospital and to West Berkshire Community Hospital.




I have completed a wall hanging which has been in my mind's eye for some time. I call it Californian Skies because, a bit like today the sky is just a sheet of blue with not a cloud in sight. When we were there in 2012 every day the sky was the same which made us wonder why they bothered with weather forecasting on the television!

We also visited a grove in the middle of a housing estate which is one of the places where Monarch butterflies stop on their migration route and I wanted to use one of the photos we took to create a textile piece.

I had already made the reverse applique butterfly at one of our workshops but it had sat in a project box ever since waiting for something to be done with it.

So here it is, I am not totally happy with it but at least it has been done.



As suggested by Bev, I have spent a couple of days cutting my scraps into two and three inch squares for a scrappy quilt sometime in the future. I have also made a couple of cushion tops out of the remnants of old projects but have not quilted them yet. While I was delving in my cupboard I found the fabric for two quilt tops which were begun at workshops and then never taken any further because I had other things on the go, Scattered Stars and Curves Without Tears. I could do with a few more weeks of no other commitments!

By the By

Money Quiz

I have put this in again along with the answers. Well done if you got it right.

It is all about old money and for each clue the answer is a word which will give you a monetary value :-

1. Boy's name
2. Girl's name
3. Type of pig
4. Means of transport
5. Headwear
6. Mars/Jupiter/Saturn
7. Poorly sea creature
8. Singer
9. Incomplete underwear
10. Occupation



The total amount should be £17 17s 9d

Answers:-

During the hot weather I found that the perfect covering in bed was a quilt.

However, this led me on to thinking that the quilt will need washing once the hot weather has subsided and maybe I could pass on some information about washing a quilt. Looking online just led to confusion so I checked in my Quilter's Bible by Linda Clements and I found the sensible advice I was looking for. It can be done by hand or machine depending upon the delicacy of the construction i.e. hand applique. Do a test first by wetting and dabbing with a white cloth if you are not sure whether your fabric colours are fast, you may still be able to wash in cold water.

Cleaning normal quilts can be done in a washing machine if your machine is large enough. Use a delicate, low temperature programme and a mild washing agent. Spin for only a short time to remove excess water. (I would use the handwash setting and a Delicates liquid).

If the quilt is to be washed by hand, use a mild washing agent in a bath of warm water, agitating the quilt gently with your hands. Rinse the quilt several times and press out as much water as you can while the quilt is still in the bath, using towels to absorb excess water. The quilt will still be very heavy (and drippy) as it is removed from the bath so get help to lift it if need be.

Dry quilts flat if possible, outside on a warm day, (not in bright sunlight) using towels beneath to protect from dirt and soak up excess moisture. Place a sheet on top to protect from birds. Avoid hanging a large quilt on a clothes line as the moist weight will strain the fabric and stitches.

Linda Clements, The Quilter's Bible



I took this picture last year having not read the advice about hanging it on the line. It survived....

