

Number 109

September 2017

## Market Square Quilters

Chairperson	Sandra Harris
Treasurer	Sue Dobbs
Secretary	Pauline Byrne
Workshops	Rita Maton Gail Winter Geraldine Priest
Newsletter	Caroline Ward
Refreshments	Pat Blatchford
Web Page	Cheryl Nicol
Raffle	Joanne Rabbitts Sandra Kidwell
Library	Caroline Ward



### August Pudding Party

Lots of interesting sweet and savoury snacks were made by members and brought for our annual Summer Social evening and although it looked a lot most of it was eaten! Mary Berry would have been proud of us.

The activities organisers had come up with some fun activities—first a Generation Game memory challenge. Rita pulled objects out of a basket one at a time and we had to try and remember and write down as many as we could—just like the conveyor belt at the end of the TV show. There were 30 objects—which was quite a challenge for most of our brains and yes, there was a cuddly toy!

Gail then made us take a Quilt Fever test to determine whether we were suffering from this affliction. If you missed it and want your own diagnosis search on Debbie Williams web site. I think most of us had only a moderate case but the most severe cases seemed to be amongst those who were also members of the Embroiderers Guild!!

### Show and Tell

A donation had been received from a lady called Anne Wallace. She saw the display about the Premmie Quilts at our exhibition at St. Nicolas School and had made twelve incubator covers. These were gratefully received by Julia who will deliver them to Basingstoke Hospital.

### Next Meeting— September 27th


**St Francis de Sales at 7.15pm**

#### **This will be the AGM**

The committee will stay as it is unless anybody has an urge to join it—I would be happy for somebody to take over the newsletter if they were inclined.....

Please contact Sandra or any of the committee (details on your diary card) as there will be a committee meeting on the Monday before to discuss any potential changes.

There will be an opportunity to put forward any other ideas during the AGM.




There will also be a practical demonstration on ways of using ribbons so bring along a basic sewing kit if you want to have a go.

Many members had brought Mug Mats for the summer challenge.....



As you can see there were traditional blocks, different shapes and sizes...



machine embroidered, a set within a folded holder



a summer mat and one for the sewing room.....

Christmas mats—and one even had a pocket to put a biscuit in!



It was a fun small project to try out ideas.

For the Show and Tell members had produced some other lovely pieces.

Cheryl had brought a nursery wallhanging with useful pockets on it and was proud to announce that she now has a grand-daughter



Marianne's quilt which she had exhibited at the Festival of quilts was admired..



And the results of my workshop with Anne Hellyer, a representation of Stanley Road, can be seen in the picture on the left. It has now gone to my daughter in Lausanne so that she does not forget where she came from...!





Anne Jenner brought in a Wonky Houses Sudoku quilt which she had adapted from an Eindhoven block of the month pattern. On the border she has also hand quilted the shapes of the houses.

#### A Boat Full of Wool

Joanne told us about a lady she had met on a narrowboat who runs classes in crochet through which she is trying to enthuse younger people.

More information can be found on her blog [a boat full of wool](#).

#### West of England Quilt Show at Bristol

Many members went on the organised trip to UWE to see this exhibition. I went on the Sunday so I am able to do a report. I found it remarkably quiet and they were even still trying to persuade people to join in with the workshops. I wonder if it was low on visitors because it was too close to the Festival of Quilts?



Still lots of interesting things to see and inspire....



A simple idea—the lines have been stitched and then sharp scissors used to cut through the top layer to reveal the black fabric underneath.



A very detailed art quilt—but why would you choose to make a quilt about marmalade? Where will it hang?



I chose this quilt as a favourite, not so much for the piecing which is fairly basic but for the machine quilted paisley design which showed up so clearly as a distinct layer of pattern.





I almost chose this one which was given a prize as the best large wallhanging.

Amongst the many different textile techniques, lace, knitting, printing, felting etc. which showed the talents of so many people—I was still astounded to see the perfection of the traditional skill of hand quilting by Sandie Lush. The tiny stitches have to be seen to be believed on her collection of cot quilts which show off different patterns inspired by Welsh quilts.



## Apology?

I think I need to make an apology for the following misinformation. I would be interested to hear what other quilters think is the correct advice. I printed this in a previous newsletter:-

*I picked up a very basic piece of advice from Anne which most people probably already know but just in case! When you are threading up your machine the presser foot should be down as this is part of the setting up of the tension for the upper thread.*

I then went on a one day course at Bernina to learn to use my new machine and was given precisely the opposite advice—the presser foot should be up when threading the machine.

## Forthcoming MSQ Events

### **Greenham Sewing Sisters –**

We meet on the second Thursday of every month in the Paddock Room at St Marys Church Hall, Greenham 10.00am – 3.00pm. Fee is £3 and that goes towards tea, coffee, biscuits and hall hire. We hope that more of you will come along and join us in future and enjoy the company of fellow quilters and have a sew and natter.

### **Other meetings are:**

1<sup>st</sup> Wednesday of month at The Castle School 7 – 10pm.

The Club library is held here so if you want to borrow any books or DVD's etc. come along to look.

3<sup>rd</sup> Wednesday at Pat Burkes house 10am – 3.00pm.

If you would like to come please ring Pat to check it will be running and get the full address.

4th Wednesday at St Francis de Sales Hall 7.15—10pm

### **Embroiderers Guild**

The next meeting is on September 11th, 7.30pm at St Francis and will be a presentation of a Guild Folio, Artists 4 Stitch.

Visitors are welcome £5

## **FACEBOOK PAGE**

I know that many of you have visited the page and hope you find it useful. Please spread the word with your quilting and sewing friends and ask them to like our page – the more members we have the more we can get our message around.

## **WEB PAGE [www.marketsquarequilters.co.uk](http://www.marketsquarequilters.co.uk)**

**LIBRARY** – If you are not able to make it to The Castle School on the first Wednesday of each month 7 -10pm to borrow books you could email me with any requests and I could bring them to the monthly meeting. I will bring a selection of books to each monthly meeting. A list was attached to the November newsletter.

**FOR SALE/WANTED/FREecycle/HELP!** If you have any items to pass on or are having problems with a technique or need help to get started on a project, please email me the details and I will notify members in the newsletter.

## **Copy**


I will be happy to include in the newsletter any reports of exhibitions, workshops, shops etc. which members have found interesting. Please send them to me at [caroline2226@gmail.com](mailto:caroline2226@gmail.com)



## West Berkshire Museum

This has become a regular feature now!!

The next exhibition at the end of September will be about the history of Greenham Common. This follows on from the event on 8/9th September on the common where the batik banners will be part of the 100 years celebrations.



[www.greenhamtrust.com](http://www.greenhamtrust.com) for more details

Entry is free and the museum is open Wed to Sun.

There is a new coffee machine in the café so I can now recommend the coffee etc.

Mottisfont NT property near Winchester

Linda has sent details of a Kaffe Fassett exhibition later this year.

From 16th Sept to 14th Jan there will be a display all about his life and work.

## Events

There are various workshops at our more local quilt shops

[www.juberry.co.uk](http://www.juberry.co.uk)

[www.quiltersdream.co.uk](http://www.quiltersdream.co.uk)

[www.villagefabrics.co.uk](http://www.villagefabrics.co.uk)

[www.newthreads.com](http://www.newthreads.com)

[www.purple-stitches.com](http://www.purple-stitches.com)

[www.ladysewandsew.com](http://www.ladysewandsew.com)

Lady Sew & Sew now have a yarn department if you are in to knitting.

Our nearest wool specialist is **Yarnfest** at Hermitage where they do classes and social knitting [Yarnfest.co.uk](http://Yarnfest.co.uk)

Also specialist yarns at **Skein Queen** World's End.

Also Joanne and Sandra at Lorne Hill have published a new list of classes.

[www.lornehillquilts.com](http://www.lornehillquilts.com)

## Forthcoming Events

[nationalneedleworkarchive.org.uk](http://nationalneedleworkarchive.org.uk)

2nd Sept—5th Oct Wye Severn Textile Artists exhibition

7th Oct—Craft and Gift Fair

### **Lady Sew and Sew**

16th Sept—end Fat Quarter Festival

12th Nov—Christmas Inspirations

### **Juberry**

8th Oct—Festive Wallhanging with Abbie Anne

### **Quilter's Dream**

12-16th Sept—SALE

21st Oct—Anne Hellyer townscape workshop (if you missed the club workshop)

### **Purple Stitches**

23/24th Sept—Free Motion Quilting workshops (intermediate level)

### **Village Fabrics**

22/23rd Sept—Handmade Christmas projects

10th Nov—Japanese Spring wallhanging

### **New Threads**

15th Sept—Machine Quilting workshop

9th Oct—English Paper Piecing workshop